

LEAF CRADLE

The Leaf Cradle begins and responds to the place not by the immediate addition of plants or an edifice, but by acknowledging the texture of nature.

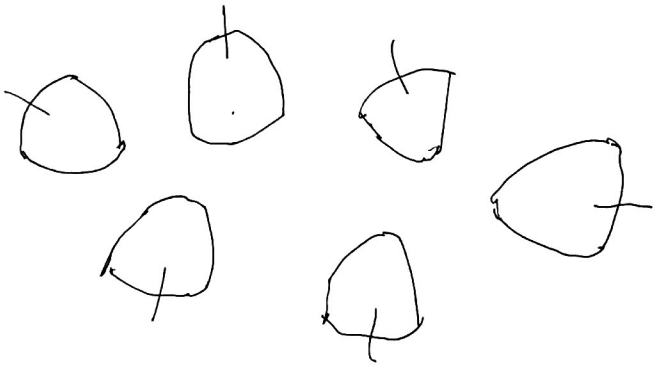
Reflecting upon fallen leaves blanketing the ground, an opportunity arises through heightening this texture. The leaf texture is brought out of the ground and warped into a 3/4" thick plywood lounge seat that allows the visitor a variety of experiences and activities, including personal meditation, shared intimacy between companions, and the child-like rocking of a see saw.

By sinking into this low-profile cradle, one is able to engage and recline with nature at a close and intimate elevation.


Like reclining on a pile of leaves, Leaf Cradle is a reminder that the garden possess elements which bring physical healing to the mind and body through a deeper engagement with the surrounding natural environment.

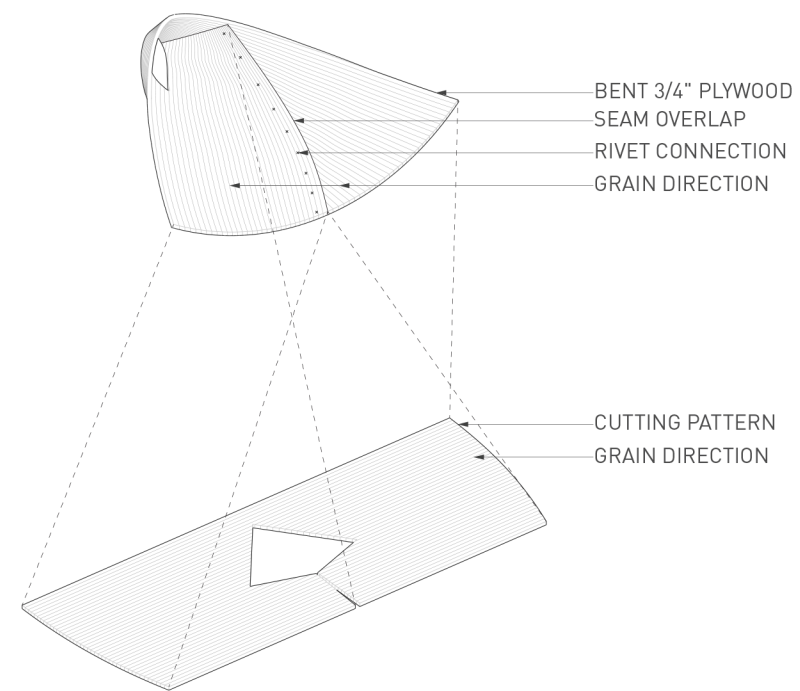


CONCEPT REFERENCE



CONCEPT SKETCH





REST



SEE SAW



MEDITATION



INTIMACY